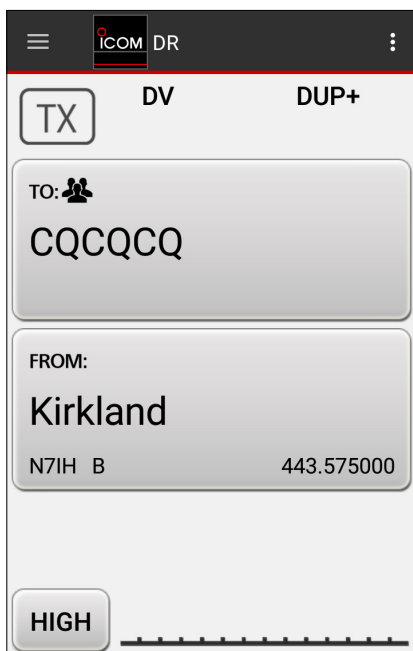


Icom offers applications that extend the functionality of the D-STAR transceivers. This guide describes the connections with mobile devices and tablets that you should know before using each application. See each manual for details about settings and system requirements for using the application.

About each application

RS-MS1A RS-MS1I

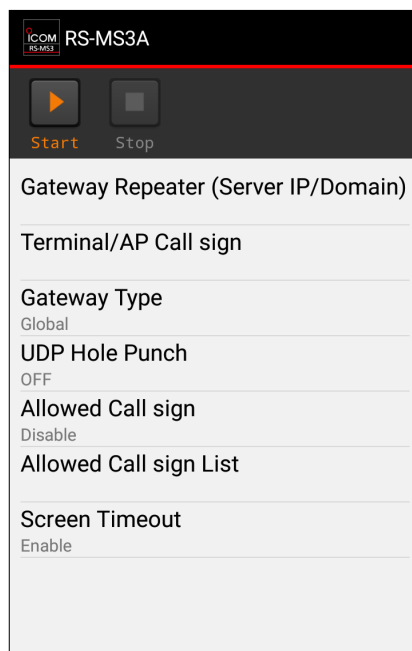
You can use the extended D-STAR functions to exchange images or messages, or display received D-PRS station data on a map application.



RS-MS3A

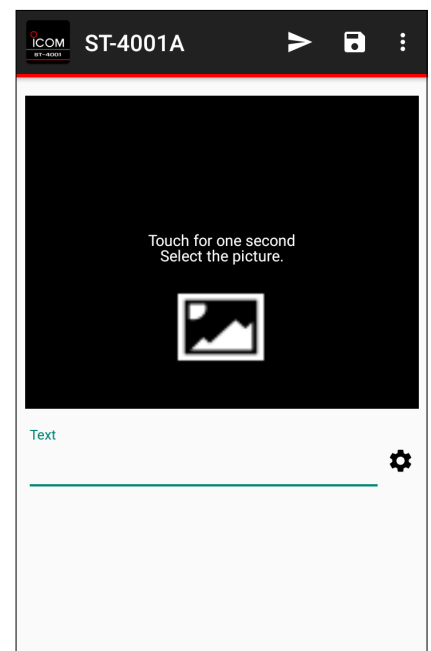
You can use the External Gateway function.

- ① You need an Internet connection with an IPv4 Global IP address.
- ① This application is for only Android devices.
- ① A Bluetooth connection is not supported.



ST-4001A ST-4001I

You can crop an image used for the Share Picture function of a D-STAR transceiver, and transfer images to the transceiver.

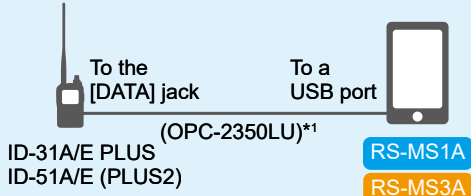


NOTE:

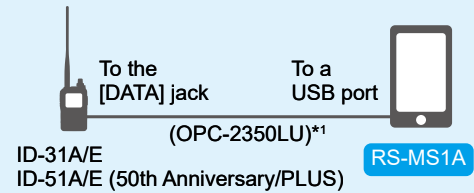
- When you use the RS-MS1A or RS-MS3A application by connecting with the transceiver through a USB cable, an Android device that supports the USB host function* is needed. You may not be able to use the application, even the function is supported, depending on the device.
 - ① Depending on the software status or the capacity of your device, some functions may not work correctly.
 - * The USB host function is the function for connecting and using a USB device to a mobile device. To check whether your Android device supports the function, ask the Android device's manufacturer.
- When the IC-705 or IC-9700 can connect to the Internet, you can use the DV Gateway function only with the transceiver itself by setting the Internal Gateway.

Connection form/Compatible applications

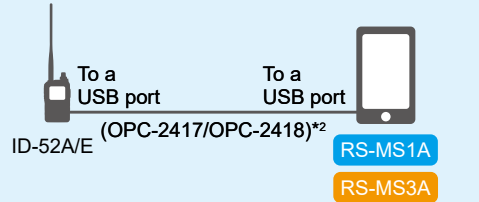
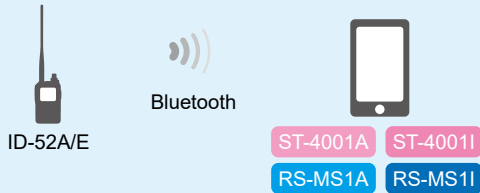
ID-31A/E PLUS and ID-51A/E (PLUS2)




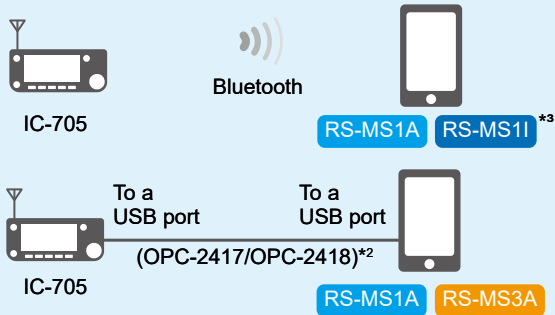
ID-31A/E and ID-51A/E (50th Anniversary/PLUS)



ID-52

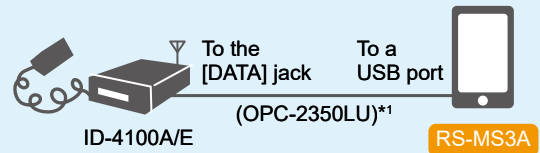


IC-705



① The IC-705 (firmware version 1.20 or later) can directly connect to your mobile device as a wireless access point.

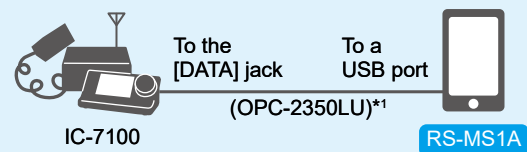
ID-4100A/E



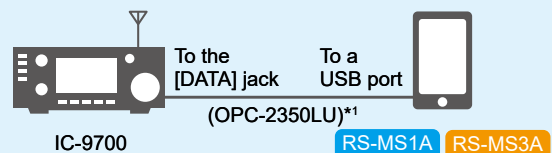
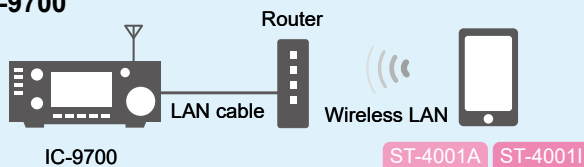
ID-5100A/E



IC-7100



IC-9700



*1 The OPC-2350LU that connects to the DATA jack of the transceiver is supplied the two types of USB cable, for an Android device (USB mini-B/USB micro-B) and a PC (USB mini-B/USB Type-A).

When your Android device has a USB Type-C port

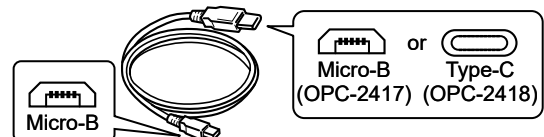
You need a USB On-The-Go (OTG) adapter to convert the data cable's plug to USB Type-C.

① The application may not be able to use, depending on the user supplied adapter.

OPC-2350LU + supplied cable for a PC
(USB mini-B/USB Type-A)
+ conversion with a user supplied adapter
(USB Type-A/USB Type-C)

*2 Purchase the proper USB cable according to your device's USB port.

OPC-2417 DATA CABLE (USB micro-B/USB micro-B)
OPC-2418 DATA CABLE (USB micro-B/USB Type-C)



*3 Supported only on RS-MS1I versions 1.2.0 and later.